
PERSONAL SUPPORT UNIT

KATRINA HOLLIS, REGIONAL MANAGER



SUPPORTING THOSE WHO FACE COURT ALONE

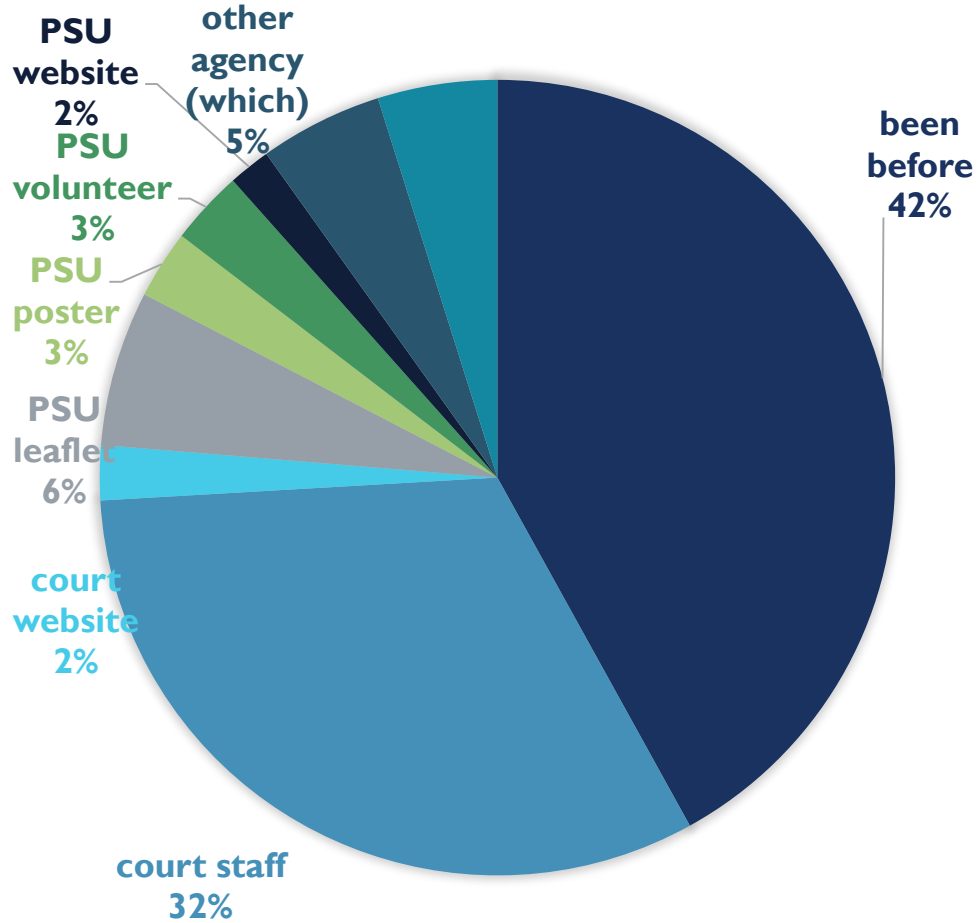
- Founded in 2001
- 20 services across England and Wales
- 97% satisfaction rate in 2016



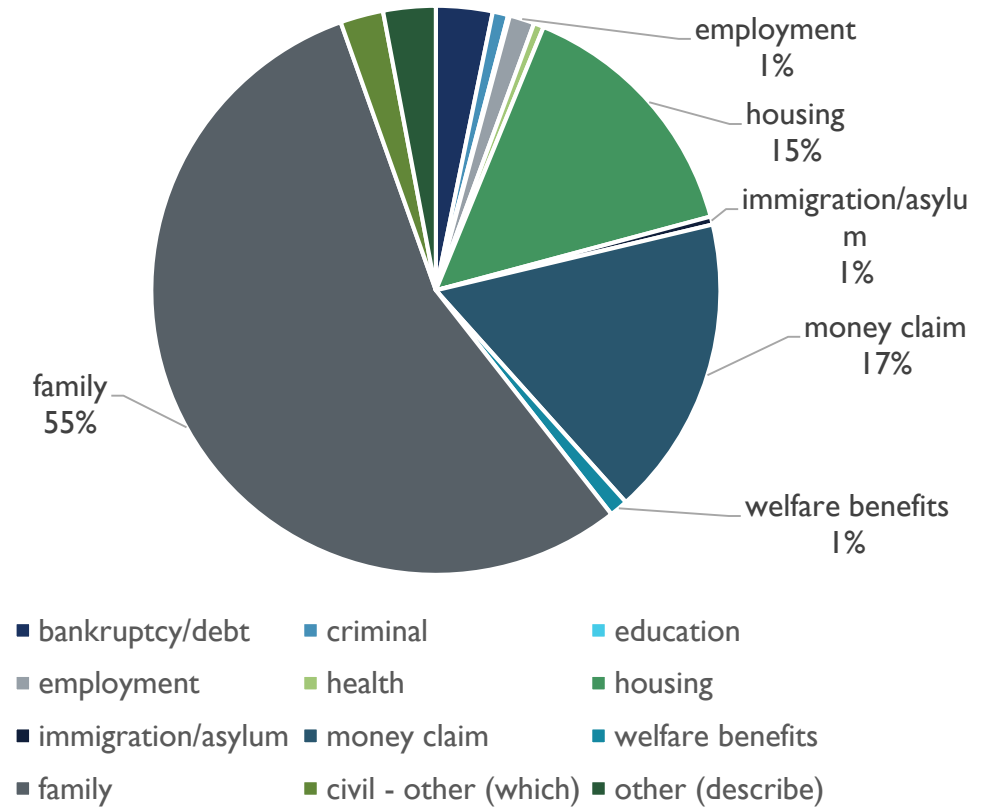
*Central Family Court
County Court at Central London
London outreach service
Royal Courts of Justice
Wandsworth County Court



How Clients find out about the PSU



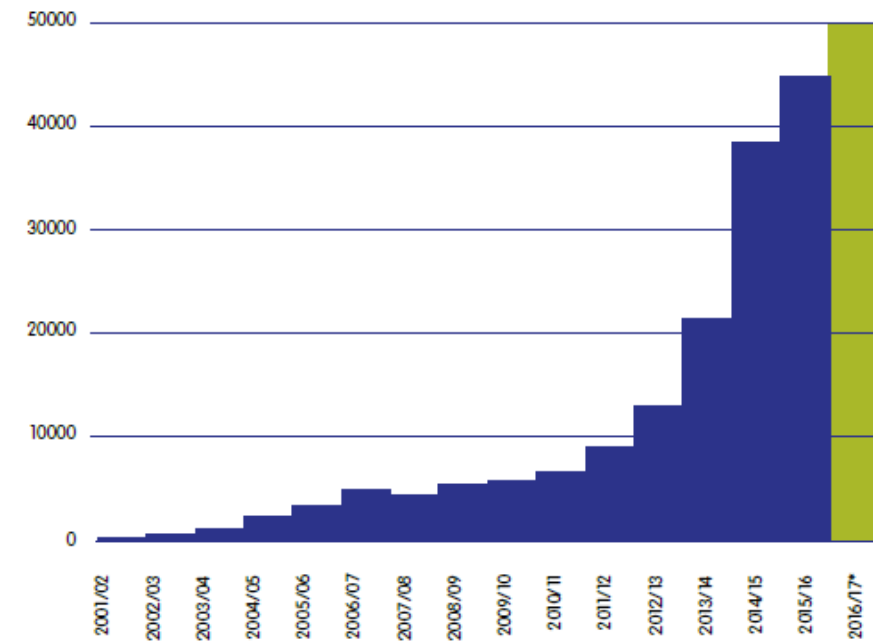
Type of Law



MOVING FORWARD

- Growth, indicating impact of Legal Aid cuts
 - In 2011, we helped 38,595 people
 - In 2016, we helped 44,480 people
 - Expanding at a rate of 4 services per year

Total number of times we helped people per year



* Predicted figure based on steady growth across all PSUs and the introduction of four new PSUs starting services staggered throughout the year.

HOW TO REFER TO THE PSU (LONDON-BASED SERVICES)

Central Family Court

- londoncfc@theapsu.org.uk
- 0207 421 8533

Royal Courts of Justice

- rcj@theapsu.org.uk
- 0207 947 7701

London Service

- londonservice@theapsu.org.uk
- 0207 073 4760

Wandsworth Family and County Court

- wandsworth@theapsu.org.uk
- 0208 333 4366

West London Family Court

- wafc@theapsu.org.uk
- 0208 831 3573